



PACetimes

PERI IT Association of Civil Engineers

www.periit.com

Term : Newsletter | Issue 2 | Date : 18 December 2017

We Shape our buildings
thereafter they Shape us

Published by PERI IT

Presented By

PERI
INSTITUTE OF TECHNOLOGY



STUDENTS AND STAFF ARTICLE

A ROCK SOLID PROJECT THAT HAS SURVIVED 2,000 YEARS



The solid project built by Chola King Karikalan during the first century, Grand Anicut (“Kallanai” in the local parlance), is one of the oldest water-diversion or water regulating structures in the world. The dam plays an important role in the irrigation system in the Cauvery delta. Grand Anicut is a massive structure constructed with uneven stones to a length of 329 meters and a width of 20 meters across the main stream of the river. It is a unique structure built with large boulders brought over and sunk in the Cauvery sand. The main function of this dam was to retain the supply in the Cauvery and its branches and pass on the surplus into Coleroon River. It is a sad reality that when the British took over Thanjavur from the Mahrattas in 1800, irrigation work was neglected but the supply released in the Cauvery was inadequate. Recently the Public Works Department took up renovation work on the Grand Anicut with an outlay of Rs. 21 crores. The country’s attention has been drawn to the historic Grand Anicut after a plea was made in the Parliament to include it in the list of World Heritage sites



D. SUBASH
(III Year B.E.Civil Engineering)

by

R. SASI KUMAR
(III Year B.E.Civil Engineering)



PULICAT LAKE UNDER THREAT

‘Environment and development are the two sides of the same coin. The desire for the higher standard of living with industrial production contributes environmental degradation. Growth will be short lived if man does not conserve the natural environment and its resources’

Scientists investigate that which is; Civil Engineers create that which has never been

The Pulicat lake is the second largest brackish lake in India which is ecologically very sensitive and fragile supporting more than 10,000,00 species. The lake area has been shrunk by 200 km² and many species have been found endangered in last 300 years alone. The issues faced by Pulicat lake include the discharge of lake-mouth closure, siltation, shrinkage of the lake, pollution, flooding, salt water intrusion, over and selective fishing, introduction of exotic and non-native species for fishing, and the destruction of natural habitats in and around the Pulicat environment.

The possible methods to conserve the Pulicat ecosystem are regulating the untreated chemical discharge into lake strictly by the Government, enhancing mangrove diversity, responsible fishing, regulate construction activities tourism to promote interest and awareness, more involvement by NGO's and SHG, reducing anthropogenic activities, taking special care of the endangered species, construction of groins, use of latest technologies and EIA from time to time.



by

R. PRIYADHARSHINI
(Assistant Professor)



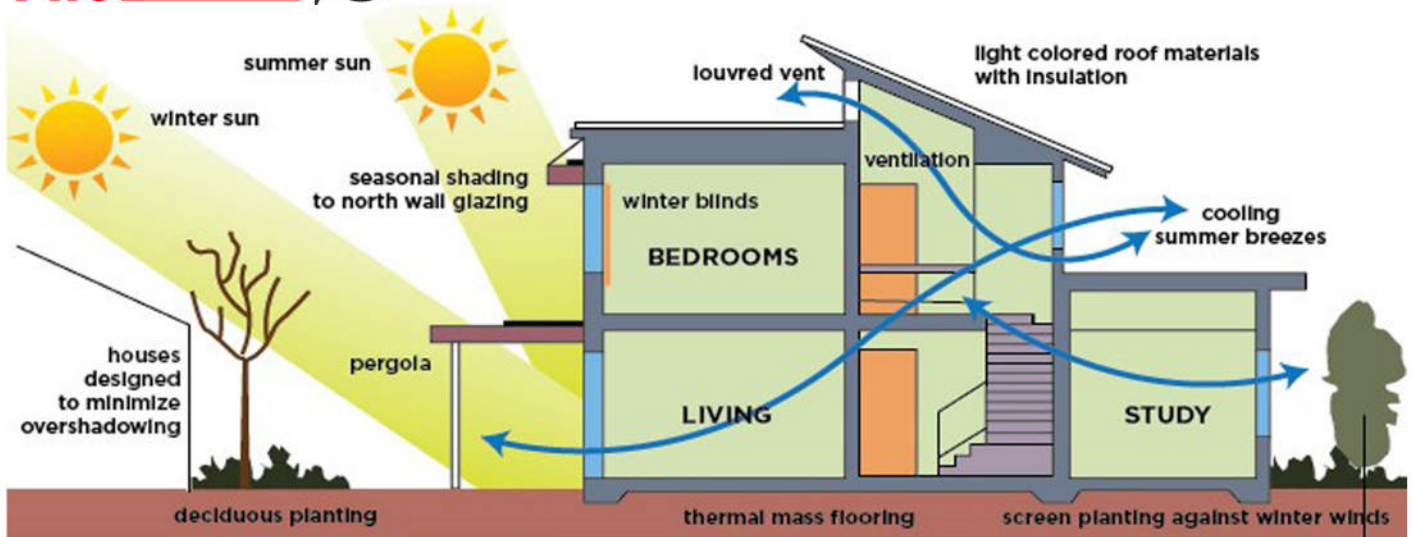
PASSIVE COOLING IN BUILDINGS

There is a massive increase in the use of air conditioners at every home and workplace. As per the World Watch Institute, buildings consume about 40% of the world's energy production and produce 33% of all annual carbon dioxide.

Passive cooling systems are the non-mechanical methods which maintain comfortable indoor temperature in buildings. Some existing methods of passive cooling that are used widely are shading by textured surfaces, solar shading, mutual shading, overhangs and louvers as well as orientating the building that has the smaller facade facing the sun. Shading of roof can be achieved by plants, shrubs or canvas.

Covering the entire surface area with the closely packed inverted earthen pots gives an effect of insulation to reduce heat gain and heat loss. Broken china, mosaic or ceramic tiles can also be used as top most layer in roof for reflection of incident radiation. It is the peak time that we have to join hands and rise up to occasion to create a sustainable future and a safer world for the forthcoming generation.

Engineering is an art; Civil is the beautiful form of it



by

M. HARI SATHISH KUMAR
(Assistant Professor)



FASCINATING STRUCTURE

The Beijing National Aquatics Center also known as the National Aquatics Center and colloquially known as the Water Cube is an aquatics center that was built alongside Beijing National Stadium in the Olympic Green for the swimming competitions of the 2008 Summer Olympics. The Water Cube's design was initiated by a team effort: the Chinese partners felt a square was more symbolic to Chinese culture and its relationship to the Bird's Nest stadium, while the Sydney based partners came up with the idea of covering the 'cube' with bubbles, symbolizing water. Contextually the cube symbolizes earth whilst the circle (represented by the stadium) represents heaven.

Comprising a steel space frame, it is the largest ETFE clad structure in the world with over 100,000 m² of ETFE pillows that are only 0.2 mm (1/125 of an inch) in total thickness. The ETFE cladding allows light and heat penetration than traditional glass resulting in a 30% decrease in energy costs. Using the Weaire–Phelan geometry, the Water Cube's exterior cladding is made of 4,000 ETFE bubbles, with 7 different sizes for the roof and 15 for the walls. Although called the Water Cube, the aquatic center is really a rectangular box (cuboid) 178 meters (584 ft) square and 31 meters (102 ft) high.



by

R. SHARVESH
(III Year B.E.Civil Engineering)



A TEMPLE TURNED UPSIDE DOWN TO WORSHIP WATER - RANIKIVAV

Rani Ki Vav is an ancient step-well, situated in the town of Patan in Gujarat. It was built by Rani Udaymati in 11th Century AD to worship hallowed waters of Saraswati River. An exquisite example of subterranean architecture, Rani Ki Vav is 64 meters long, 20 meters wide and 27 meters deep and runs downwards up to a length of seven levels. All of these levels are carved with more than 500 sculptures which represent humans, nymphs, kings and Gods. At the center of the well lies a carving of Sheshnayi Vishnu that displays the mysterious and puzzling illusion of the well which has been built by bricks. In the ancient times these step-wells were not only a place for interaction and socializing but as the temple suggests even places where the royal families would seek refuge during the months of dreary summers with the water acting as a natural coolant!. A theist or atheist, believer or a non-believer, one thing's for sure, in order to understand and absorb the grandeur of these structures, one has to see them with an unbiased eye and a curious mind!



by


R. SHARVESH

(III Year B.E.Civil Engineering)



INSPIRATIONAL WORDS

NICK VUJICIC



- If a bloke with no arms and no legs can learn to surf on one of the world's greatest beaches, anything and everything is possible for you.
- Anything is possible, when you feel wiped out and blown away by a huge challenge, trust that anything is possible. You may not see a way out at that moment. You may feel that the whole world is lined up against you. But believe that circumstances can change, solutions can appear and help can arrive from unexpected places. Then anything is possible

Every engineers stand on a floor which is made by a civil engineer

- My imagination flows through God's eyes. I trust Him. I have full assurance in my heart that even without arms and legs, I can build a wonderful life. In the same way, you should feel that nothing is out of your reach. Have faith that if you do everything you possibly can to achieve your dreams, your efforts will be rewarded.
- When you feel like giving up your dream, force yourself to work another day, another week, a year. You will be amazed what happens when you don't give up.

by
B.MAGESH
(HOD)



Books

- 1) **Life with our limits** – Nick Vujicic
- 2) **The Story of my life** – Helen keller

3D PRINTING

Ever imagined the possibility of....

Building a house using a Printer??? Well, here it is.


3D printing is the computer-controlled sequential layering of materials to create 3 dimensional shapes. It is particularly useful for prototyping and for the manufacture of geometrically complex components. In Construction Industry 3D Printing can be used to fabricate buildings or construction components. A 3D digital model of the item is created, either by computer aided design (CAD) or using a 3D scanner. The printer then reads the design and lays down successive layers of printing medium (this can be a liquid, powder, or sheet material) which are joined or fused to create the item. As 3D Printing use in the Construction Industry is in its early stages, it is still too early to tell what will happen. But it's exciting to watch the change and imagine the future possibilities



Features: New Shapes and Design Possibilities, Lower Costs, Remote Location Construction, More Precise Building

Projects: Some of the completed projects using 3D printing:

Other branches of engineers are needed only after our work is done.



Vulcan Pavilion, Beijing



Concrete Castle, Minnesota



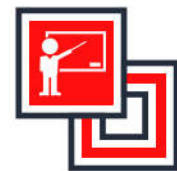
Digital Grotesque project, Switzerland

by

R. DEBY LINSHA
(Assistant Professor)



FACULTY DEVELOPMENT PROGRAM



A faculty development programme was organized from **15/06/17 to 17/06/17** at SRM University (Ramapuram Campus) on the topic of “Design of RC elements” to upgrade and improve teaching, training, content development and share new techniques to the faculties to update them. Our Department teaching faculties **Mrs.P. Kaviyarasi, Mrs.S. Rajalakshmi, Mrs.K. Devika** participated in the program. That was a three day Faculty Development Programme where various related subtopics were discussed in detail by eminent educationists and a very beneficial academic environment was experienced by our staffs.

ASSOCIATION INAUGURAL PROGRAM (PACE)



In order to develop our department activities and also to improve the skills of the students such as coordination, management skills, self confidence, knowledge etc and they can brighten up their resume and also can make new friends by participating and conducting the programme. In this regard our association PACE (PERI Association of Civil Engineers) was inaugurated on July 13th, 2017 by **Ar.S.Raman**, Assistant Professor, Mohammed Sathak AJ Academy of Architecture who cordially accepted to join with us to inaugurate the association.




SUSTAINABLE DEVELOPMENT SOCIETY INAUGURAL PROGRAM

SDS is currently actively involved in the socio-economic uplift of the inhabitants of the whole province. SDS intends to support wellbeing of the people through strengthening sustainable development, peace, democratic process and inter and intra communal harmony. SDS makes benefits such as sustain biodiversity, accommodate city development, control climate change, provide financial stability, In order to infuse this among the students SDS was inaugurated in our department on July 14th 2017 by our honorable **Principal Dr.R.Palson Kennedy** to make the students to involve in developing Green India.



Anyone can think of a structure; but only a civil engineer can make it possible.



POSTER PRESENTATION

Under SDS cell a poster presentation event was organized on the topic of **“Green Technology and Sustainable Development”** for our students to enrich the presentation skills, to develop their knowledge and to expose their talent. The competition was conducted on **July 8th 2017**. Many students eagerly participated in the event and showed their interest towards the event. Around 14 teams (28 students) were participated in the event. Head of the Department from various departments whole heartedly came to the event and made it more grandeur. Our department faculties **Dr.R.Rajeshguna, Mr.M.S.Gowthaman** and **Mrs.K.Devika** performed as juries. 1st prize was awarded to **D.Subash** and **R.Sasi kumar** of Third year who did presentation in the title of **“Ground water Improvement”**. 2nd prize was awarded to **S.Surya** and **R.Sharvesh** of Third year who did presentation in the title of **“Sustainable Transportation”** and 3rd prize was awarded to **M.Thangamuthu** and **M.Vignesh** of Third year who did the presentation in the title of **“Green technology and Sustainable Development”**



Civil engineers like to solve problems; if there are no problems handily available they will create their own challenging problems.

THREE DAYS NATIONAL LEVEL WORKSHOP



The Department of Civil Engineering in association with PACE - PERI Association of Civil Engineers conducted three day national level workshop on **Planning Analyzing Designing of Structures (PADS)** from **13.07.2017 to 15.07.2017**. The inaugural function commenced with invocation and lighting of kuthuvillakku. **Ar. S. RAMAN, M.Arch.**, Assistant Professor, Mohammed Sathak AJ Academy of Architecture, Chennai was the Chief Guest of the Association Inaugural Function.

The workshop began with an introduction talk and presentation by **Ar. S. RAMAN**, on Architectural Aspects. Topics such as introduction to Architecture, Aesthetic Appearance of Buildings, and Construction Documentations were covered.

The Second Session of the workshop began with a foundation setting and column marking training by **Er. Augustine Abraham**, CEO of Space CADD Designers & Construction. He delivered an excellent presentation about Foundation Marking, Column Spacing and Positioning.

The Third Day Session workshop began with Design Software learning (STAAD Pro.) by **Er. G. Gnanasekaran**, Senior Design Engineer, Roshmo Engineering Innovation Pvt. Ltd. He delivered a fabulous presentation about basic principles of Structural Design, Modeling and Analysis. It was a session well spent, discovering and learning about Detailing of Structural Elements. This workshop focused on covering the basics of Planning, Analyzing and Designing of Structures using software packages such as Auto CADD and STADD Pro.



We don't stop when we are tired; we stop when we are done



CASH AWARD

For the excellence of the faculty in the curriculum, our management awarded prizes to the faculties who gave excellent results in the past semester. Our faculties **Mr.M.S.Gowthaman** and **Mrs.R.Rajalakshmi** cash award from our honorable Chairman Mr.Saravanan Periasamy and motivated our faculties towards the success of the firm.



INTERNAL FACULTY DEVELOPMENT PROGRAM



The most important resource that any institution has is its faculty members who teach knowledge and skills to students. The value of peers as role models, exchanging information and ideas, and the significance of collegial support initiated the Department of Civil Engineering to conduct Internal Faculty Development Programme. It was conducted in the vacation period of even semester. All the faculty members presented on various technical topics such as structural analysis, estimation of quantities, Construction techniques, equipment and practices, Structural Dynamics and Earthquake engineering. They exhibited their understanding of subjects, teaching skills and presentation skills. It was also an opportunity to give valuable feedback and suggestion to fellow colleagues.



Any idiot can build a bridge that stands, but it takes an engineer to build a bridge that barely stands

EXCURSION



The department of civil engineering organized a 3 day trip to Kerala as an educative and refreshing tour. A total of 53 students accompanied by 5 staffs started their journey on **11/08/17**. The first day started with sightseeing tour of **Munnar** tea gardens where students learnt about tea processing then to top station view point, highest point which showed a breath taking view of Theni and **Bodimettu** town. Next day began with a visit to **Mattupatty Dam**, a popular tourist attraction. This visit indeed offered a practical insight about dams. Since the fun element should not be left out, students went for a boat ride, horse ride whilst others relaxed by the beautiful lake. The day ended with little shopping and sumptuous meal at Lulu Mall, the largest shopping mall in India. A full day excursion trip to **Wonderla Kochi amusement park** was scheduled on the third day. The students had a good time at thriller rides, water games, wave pool, laser show and a lot of other activities. At the end of fun filled trip students packed their bags back to Chennai. Definitely the tour was an enriching and memorable experience for teachers and students alike.





INDUSTRIAL VISIT

FINAL YEAR INDUSTRIAL VISIT

As part of curriculum, final year civil engineering students visited Munnar Head works Dam which is located at 3 Km away from Munnar on the way to Cochin. This dam is constructed in connection with the Pallivasal Hydro Electric Project. Students were able to apply their theoretical knowledge in identifying intake structures, use of head works, difference between head works and dam. It was an informative, interesting and a successful visit.



THIRD YEAR INDUSTRIAL VISIT 1



Anna University curriculum covers a couple of environmental engineering papers splited as drinking water treatment and wastewater treatment. As per the curriculum the V sem civil engineering students organized an industrial visit to Chembarambakkam water treatment plant on 06/09/17 to 07/09/17 as 2 batches compling of 100 students with 4 faculty members.

“Delivering the essential of life” – it is the second largest single stage drinking water treatment plant in India. It is 530 MLD (million liters per day) plant which is well proves for extreme efficient treatment process. This plant guarantees the water parameters with value viz. Taste & odour as unobjectionable, colour < 5pt-co (colourless, turbidity <1.0 NTU, pH as 7.5 to 8.5 etc.

The treatment plant covers raw water intake using pump system conveyed to distribution chamber through sedimentation with coagulation process water passes through pulsator clarifier and to filters. The sludge accumulated can be separated from drinking water later send for disinfection process

The visit is very effective to learn the process of WTP practically. The knowledge gained through the visit will be useful to the students for both theoretical exam and future purpose. It was a exploitable visit.

Scientists study the world as it; Civil engineers created the world that has never been

THIRD YEAR INDUSTRIAL VISIT 2

Our department organized an Industrial Visit for 3rd Year Civil Engineering Students near **Tambaram Cosh Hospital on 30/06/2017**. It was the Construction of Multistoried structure with Underground Car parking. At the time of our visit Concrete pouring process was going on roof level. Students got the exposure about the Complete Reinforcement Details about the Slab, Beam, Column and shear wall which is helpful for Current academic Subjects and also useful for their Career Development.



RESEARCH SCHOLAR

Our faculties **Mr.M.Hari Sathish Kumar** (In the topic of “Cyclic Response of FRP Strengthened HSC Beams with Internal Confinement”) and **Mr.M.Jayagopal** (In the topic of “Studies on Site Management and Labour Productivity Enhancement”) registered for the Doctor of Philosophy at Annamalai University on September 2017. Under their guidance and association with Dr.R.Rajeshguna, we are planning to acquire many funded projects and to improve the student’s knowledge.



Projects we have completed demonstrate what we know; future projects decide what we will learn



MODEL MAKING



As our students are so much interested in group activities, willingly they came forward to make some models to display in various places in our college. They clubbed together as a cluster and made some interesting models.

NPTEL

National Programming on Technology Enhanced Learning (**NPTEL**) is an initiative of the seven Indian Institutes of Technology (IIT Bombay, Delhi, Guwahati, Kanpur, Kharagpur, Madras and Roorkee) and Indian Institute of Science Bangalore(IISC) for creating video and web course contents in Engineering and Science. In to its 12th year now, there are 900+ web and video courses across 23 disciplines available for download and viewing on the NPTEL web site (www.nptel.ac.in) distributed under the CC-BY-SA license. NPTEL open online courses were initiated so that students anywhere can directly learn from faculty in top colleges. While enrollment and learning is free, students can also obtain a certificate from the IITs, based on successful completion of an exam, for which there is a nominal examination fee. Online learning offers a new way to explore subjects that one is passionate about.



Our Head of the Department **Mr.B.Magesh** is the person who made awareness about this course and initiated in Civil Engineering Department. In August our faculties 6 of them enrolled in the course and two of them get passed in the course and got certificates.

M.Ragul- Design of Steel structures

R.Priyadharshini- Integrated Solid Waste Management for a Smart city

We don't stop when we are tired; we stop when we were done



JOURNAL PUBLICATIONS

S.NO	FACULTY NAME	JOURNAL NAME	TITLE	ISSN NO.	VOLUME ISSUE
PUBLISHED PAPERS					
1	R.Debylinsha P.Kaviyarasi M.Anbalagan	IJETER	External Investigation on Concrete Using Copper Slag as Fine Aggregate With Bacterial Admixture	Issn:2454-6410	Volume 5 Issue: 12 December 2017
2	M.S.Gowthaman K.Devika S.Rajalakshmi	IJSTE	Impact of Urbanization and Industrialization on Agricultural Land In Hosurt Aluk Using Remote Sensing and GIS Technique	Issn (Online): 2349784x	Volume 4 Issue: 5 November 2017
3	M.S.Gowthaman K.Devika S.Rajalakshmi	IJETER	Experimental Investigation on Concrete By Partial Replacement of Waste Asbestos Sheet as Course Aggregate	Issn:2454-6410	Volume 5 Issue: 11 November 2017
3	Dr.R.Rajesh Guna	IRJET	Design of Steel Grillage Foundation for an Auditorium	Issn:2395-0056	Volume: 04 Issue: 11 November 2017
4	M. Hari Sathish Kumar K. S. Binitha	IRJET	Design of Flyover Transverse Vertically By Using Hydraulic Jack	Issn:2395-0056	Volume: 04 Issue: 11 November 2017
5	Dr.R.Rajeshguna M.Hari Sathish Kumar M.Anbalagan	IJETER	Ultrasonic Pulse Velocity and Rebound Hammer Studies on Concrete With Micro-Reinforcements		Volume 5 Issue: 12 December 2017
6	M.Hari Sathish Kumar	IRJET	Passive Cooling Design Feature For Energy Efficient In Peri Auditorium	E-Issn: 2395-0056	Volume 4 Issue: 11 November 2017
7	M.Hari Sathish Kumar	IRJET	Design of Bioclimatic Structure With Insulation of Cavity Wall	Issn: 2395-0056	Volume 4 Issue: 11 November 2017
8	K. S. Dhivya P.Vidhubala	IRJET	Improvement of Bitumen Performance Using Crumb Rubber and Recycled Glass Powder	E-Issn: 2395-0056	Volume 4 Issue: 12 December 2017
9	M. Jayagopal D.Gift Pon Lazarus	IJETER	Experimental Study on Concrete With Partial Replacement of Cement by Mineral Admixtures	Issn:2454-6410	Volume 5 Issue: 9 September 2017
10	K. S. Binitha M. Priyadharshini M. Ragul	IJETER	Experimental Investigation of Pervious Concrete for Rigid Pavement	Issn:2454-6410	Volume 5 Issue: 12 December 2017
11	Dr.R.Rajeshguna	IJETER	Design of Horse shoe shaped cross for a twin tunnel system	Issn:2395-0056	VOLUME: 4 Issue: 12 December 2017



INTERVIEW

Name: N.Uma

Occupation: Principal Engineer (Civil & Structural Design), TECHNIP-India

Experience: 28 years in Civil Fields

Education Qualification: B.E. (Anna University, Guindy)

Software Known: Tekla Structures, Smart Plant 3D, PDMS, MS Office, Strucad, Autocad

Worked Location: Mexico, Algeria, Qatar, Russia, India, Saudi Arabia, Manchester(U.K)



What are the qualities a candidate must possess to qualify themselves in civil corporate?

You must learn all your subjects thoroughly. All these eight semesters are very basic undoubtedly that you must learn. People must know to read the plan and layout. Mainly analysis part, detailing is very important to your future. These are the basics you are required to know when you enter a company.

What skills an engineer have to develop for a job?

I am working in a private company where I am training people in software's especially in Tekla structures. Students are focusing mainly in design field. In STAAD you can design RCC or steel structures but how you will execute in the site. For that you have to know detailing of the building. To know that you must learn detailing software. A plan is alone not enough to execute a building.

What are the pipe designing and drafting software's available?

Software's Tekla, SP3D and PDMS are used. Tekla is mainly a 3D modelling software. It deals mainly with structure. The main advantage is you can import drawings and models from other software's and work on it. I'm working in ONGC Oil and Gas projects. There piping design became a major component

Explain about your experience on fabrication?

Initially I was working at a fabrication company called William Hare, an American company. There I trained a lot of students in fabrication. It is something different from what we learn. All the structures are fabricated in one place and taken to another place for work. A lot of opportunities are available for your students in fabrication. Fabrication and erection drawings are so interesting to me.

What is the so called BIM?

Building Information Model is something with a group of softwares. The BIM designer should be capable of knowing the software's and how to execute it. It is easy to pass information from the drawing to other software. Many people will be working under the same software like instrumentation, civil, electrical so it is easy to pass information.

What are the challenges you faced in offshore platform?

It is little difficult to stay overnight and work continuously for a long period of time. Sometimes tides will be higher and lot of risks is there and that's it.

How did you choose civil mam?

Actually I wasn't interested in other departments. But my parents were interested and they wanted to make me as an engineer. I studied in a time where no girls opted for Civil Engineering.

If opportunity doesn't knock; build a door

PLACEMENT DETAILS



Regarding placement our department conducted various guest lecturers and placement training for the benefit of students and to groom them to be capable for the various recruitment processes. As a part of placement training our placement coordinators **Mr.M.Jayagopal** and **Mr.M.Ragul** organized various training programs and students made use of it in a perfect manner.




PLACEMENT TRAINING

To make the students ideal towards the placement, a training program was conducted on 08/08/2017 by Terzaghi Institute, Chennai. Around 100 students participated in the training program. Aptitude related training was given to the students in an effective manner.

GUEST LECTURE

For the students who prefer to go to higher studies, placement team organized a guest lecture regarding it. Some of the students from our department and got many details about many universities in various parts of the country, courses available in post graduate both in our country and also in abroad.



Another guest lecture was organized by the placement training team on 01/08/17 by CPLR Soft Tech.Pvt.Ltd organization. The guest lecture was related to the civil software's currently available in the field.

A good scientist is a person with original ideas. A good engineer is a person who makes a design that works with as few original ideas as possible

STUDENTS PLACED

We congratulate our students those who have placed in CPLR Softech. Pvt. Ltd. conducted on 27.09.2017 in our campus. Three rounds have conducted for around 45 students. The names of the students those who have placed are listed below



1. S. RAJUVEL



2. P. THARUN KUMAR



3. K.R SUPRIYA



4. K. SATHYA BAMA



5. R. AKAASH



6. S. SHOBICA BAI



STUDENTS INTERNSHIP

FINAL YEAR

- 1) Sadam Hussain
- 2) Mohammed Salman Kauser
- 3) M.Sehu Altaf
- 4) T.Sivaraman
- 5) S.Harish
- 6) J.Saranya
- 7) J.Esther Metilda
- 8) G.Hemalatha
- 9) V.Varuna
- 10) P.Tharun kumar
- 11) Shobika Bai
- 12) Supriya



*Improvement makes strait roads: but the crooked roads
without Improvement are roads of Genius.*



PRE FINAL YEARS

Place –National Institute of Aging, Guindy

Client- Public Works Department


Project Value - 150 crores

List of Students

- 1) R.Anirudhan
- 2) C.S.Jaya
- 3) G.Abirami Yazhini
- 4) Y.Hindhumathi
- 5) N.Jeevitha
- 6) K.Gayathri
- 7) D.Divaker
- 8) S.Akash



Nothing can be of great worth or holy which is the work of builders and mechanics.



CLASS TOPPERS

II YEAR



1. P. MOHANA KRISHNAN
7.88



2. R. BALAJI
6.99



3. G. SAHITHYAN
6.14

III YEAR



1. G. SHRE SHNIKA
8.67



2. KHARATMOLE GAYATHRI
8.35



3. N. JEEVITHA
8.05

FINAL YEAR



1. S.A. JASIMA
7.96



2. V. VARUNA
7.71



3. K. BALAJI
7.07

God found a few strongest women and made them Civil Engineers!

SPORTS 



1. **B. FAIZUR RAHMAN**
IIIrd Year
BADMINTON-1ST PRIZE



2. **D.PAVITHRA**
IIIrd Year
KHO KHO AND BADMITON- 2ND PRIZE

SPORTS WINNER



CULTURALS

CULTURAL PARTICIPANTS

DANCE

D. SUBASH
(IIIrd Year B.E.Civil Engineering)

R. SASI KUMAR
(IIIrd year)

SINGING

VARUNA
Final year

DISC JOCKEY

DEEPAK RAJ
Final year

LIGHT MUSIC

SANTHANA KRISHNAN
Final year



ABBREVIATION

am – Ante Meridian
pm – Post Meridian
atm – Automated Teller Machine
pH – Potential of Hydrogen
etc – Et Cetera (and so on)
IMPS – Immediate Payment Service
NEFT - National Electronic Fund Transfer
RTGS - Real Time Gross Settlement
IFSC - Indian Financial System Code
MICR - magnetic ink character recognition
SIM-Subscriber's Identification Module
CT Scan-Computerized Tomography Scan
MRI-MAGNETIC RESONANCE IMAGING
VAT-Value Added Tax
WI-FI-Wireless Fidelity
LED-Light Emitting Diode
ITC-Imperial Tobacco Company
IP-Internet Protocol
JPEG-Joint Photographic Experts Group
ESPN-Entertainment and Sports Programming Network
PNR-Passenger Name Record
PDF-Portable Document Format
FAX-Far Away Xerox
USB-Universal Serial Bus
HTTP-Hypertext Transfer Protocol
URL-Uniform Resource Locator
STD-Subscriber Trunk Dialling
HDFC-Housing Development Finance Corporation
ICICI-Industrial Credit & Investment Corporation of India
IDBI-Industrial Development Bank of India
DLF-Darbari Lal Foundation Limited
GPRS-General Packet Radio Service
GSM-Global System for Mobile Communications
CDMA-Code Division Multiple Access

by

M. ANBALAGAN
 (Assistant Professor)



Editorial Committee



Publisher

B. MAGESH



Editor

M. ANBALAGAN



Co-Editor

R. DEBY LINSHA



Co-Editor

K.S. DHIVYA

Reporters

J. ESTHER METILDA

M. VIDHYALAKSHMI

ANIRUDHAN

K. GAYATHIRI

JEEVITHA

C.S. JAYA

PERI IT Association of Civil Engineers

Presented By

PERI
INSTITUTE OF TECHNOLOGY